

























Sales Tax Rates By State - 2016

SalesTaxHandbook.com Info Sheets - The Comprehensive Sales Tax Resource

Table of Sales Tax Rates By State

Updated September 2016

State Name	State Rate	Range of Local Rates	Avg. State + Local Rate	Combined Tax Rank
 Alabama	4%	0% - 6.5%	7.79%	7
 Alaska	N/A	0% - 7.5%	1.64%	42
 Arizona	5.6%	0.25% - 5.3%	7.7%	9
 Arkansas	6.5%	0% - 4.75%	8.47%	5
 California	6.5%	1.25% - 3.75%	8.54%	3
 Colorado	2.9%	0% - 8%	6%	30
 Connecticut	6.35%	N/A	6.35%	23
 Delaware	N/A	N/A	N/A	43
 District of Columbia	5.75%	N/A	5.75%	32
 Florida	6%	0% - 1.5%	6.7%	21
 Georgia	4%	2% - 4%	7.14%	13
 Hawaii	4%	0% - 0.5%	4.25%	40
 Idaho	6%	0% - 3%	6.04%	28
 Illinois	6.25%	N/A	6.25%	24
 Indiana	7%	N/A	7%	17
 Iowa	6%	0% - 1%	6.9%	19
 Kansas	6.15%	0% - 4%	7.63%	10
 Kentucky	6%	N/A	6%	29
 Louisiana	4%	0% - 7%	8.62%	2
 Maine	5.5%	N/A	5.5%	34
 Maryland	6%	N/A	6%	29
 Massachusetts	6.25%	N/A	6.25%	24
 Michigan	6%	N/A	6%	29
 Minnesota	6.88%	0% - 1.5%	7.13%	14
 Mississippi	7%	0% - 1%	7.05%	16
 Missouri	4.23%	N/A	4.23%	41
 Montana	N/A	N/A	N/A	43
 Nebraska	5.5%	0% - 2%	5.94%	31

 Nevada	4.6%	N/A	4.6%	38
 New Hampshire	N/A	N/A	N/A	43
 New Jersey	7%	N/A	7%	17
 New Mexico	5.13%	0.38% - 3.81%	6.91%	18
 New York	4%	3% - 4.88%	8.2%	6
 North Carolina	4.75%	2% - 2.75%	6.88%	20
 North Dakota	5%	0% - 3%	5.59%	33
 Ohio	5.75%	0.75% - 2.25%	7.1%	15
 Oklahoma	4.5%	0% - 6.5%	7.76%	8
 Oregon	N/A	N/A	N/A	43
 Pennsylvania	6%	0% - 2%	6.12%	25
Puerto Rico	N/A	N/A	N/A	43
 Rhode Island	7%	N/A	7%	17
 South Carolina	6%	0% - 2.5%	7.25%	12
 South Dakota	4%	0% - 2%	4.53%	39
 Tennessee	7%	1.5% - 2.75%	9.49%	1
 Texas	6.25%	0% - 2%	7.56%	11
 Utah	4.7%	1.25% - 3.4%	6.53%	22
 Vermont	6%	0% - 1%	6.08%	27
 Virginia	4.3%	1% - 1.7%	5.48%	35
 Washington	6.5%	0.5% - 3.4%	8.5%	4
 West Virginia	6%	0% - 1%	6.12%	26
 Wisconsin	5%	0% - 0.6%	5.43%	37
 Wyoming	4%	0% - 2%	5.44%	36

Data Notes:

This table of sales tax rates by state is updated on a monthly basis from various State Department of Revenue materials and commercial tax rate providers. Tax rates are current as of September 2016, and we will update this table again in October.

Many states allow municipal governments to collect [local-option sales taxes](#). For quick reference, this table includes the minimum and maximum local tax rates that occur within each state, as well as the sum of the state sales tax rate + the average local option sales tax rate.

Please credit [SalesTaxHandbook.com](#) if you use these aggregate sales tax rates in any publication, paper, or website.